

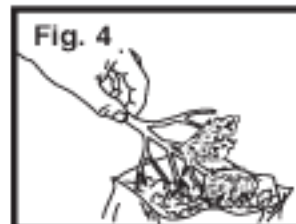
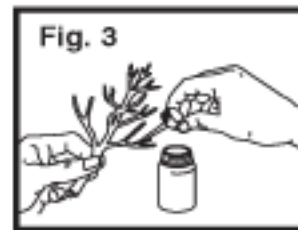
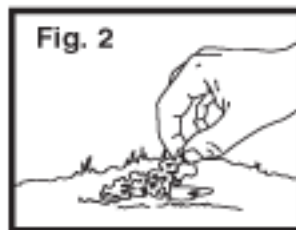
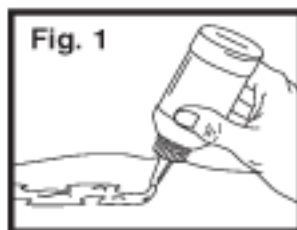


*"YOU SUPPLY THE TALENT... WE'LL SUPPLY THE REST!"*  
**THE COMPLEAT SCULPTOR**  
90 Vandam Street New York NY 10013 [www.SCULPT.com](http://www.SCULPT.com)

## ***CLUMP FOLIAGE***

### **Instructions**

Clump-Foliage models bushes, shrubs and other medium and high ground cover, including trees. For bushes and shrubs, apply Scenic Glue to layout (Fig.1) and press in Clump-Foliage (Fig.2). For trees, apply Hob-e-Tac to Woodland Scenics Tree Armatures (Fig.3). Dip Armature into bag of Clump-Foliage (Fig.4). Highlight with colors of Fine Turf. Spray a final coat of Scenic Cement to



**Technical Support Hotline: 212\_367-7561**